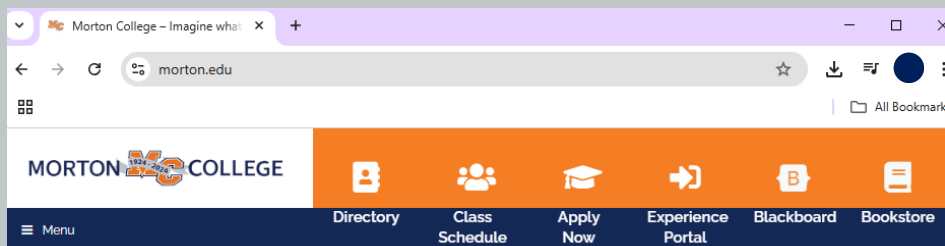


HOW TO ACCESS YOUR FINANCIAL AID FORMS

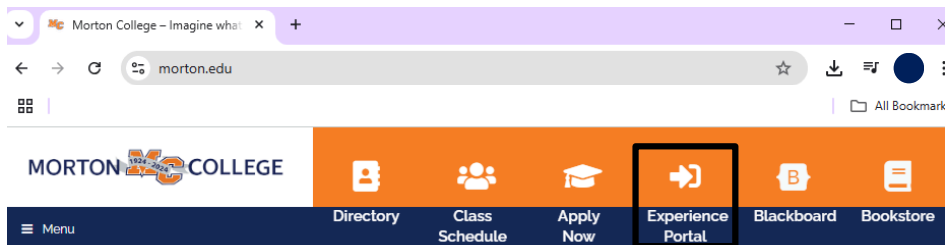
1

VISIT MORTON.EDU



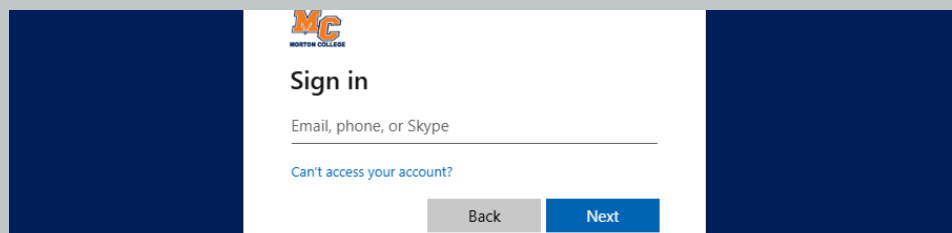
2

CLICK ON “EXPERIENCE PORTAL”



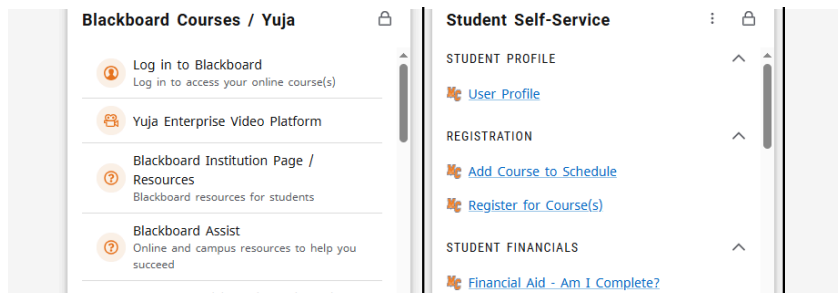
3

SIGN IN WITH YOUR MC STUDENT ACCOUNT



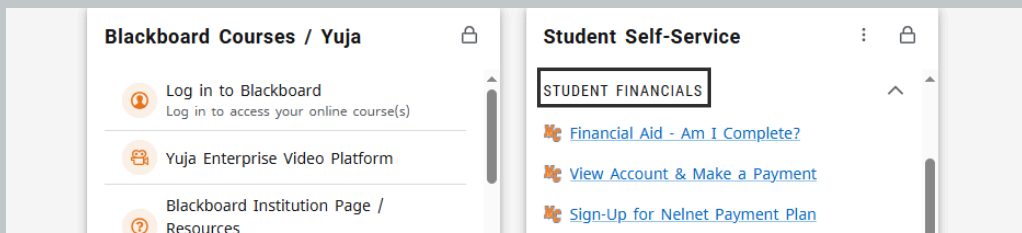
4

LOCATE STUDENT SELF-SERVICE



5

CLICK ON “FINANCIAL AID- AM I COMPLETE”



6

CLICK ON “COMPLETE REQUIRED DOCUMENTS”

Checklist	
✓ Completed	Submit a Free Application for Federal Student Aid (FAFSA)
⚠ Action Needed	Complete required documents
ⓘ Not Available	Your application is being reviewed by the Financial Aid Office
ⓘ Not Available	Review and accept your Financial Aid Award Package
ⓘ Not Available	Review and sign your Financial Aid Offer Letter

7

CLICK ON THE TITLE OF THE FORM TO ACCESS IT.

Select an Award Year:
2024/2025 Academic Year

Document	Explanation
Rights and Responsibilities	Rights and Responsibilities

